



Jersey Jack Pinball

Service Bulletin
P-2

DATE: June 7, 2019

GAME: Pirates of the Caribbean Pinball

SUBJECT: Extended Tortuga VUK snubber bracket.

On some POTC games, the Tortuga VUK hits the underside of the Black Pearl Mini PF return wire ramp when it ejects a ball. This bulletin explains how to install a new, extended snubber bracket to correct the issue.

Tools & Materials Required:

- 1) 5/64" Allen wrench (**LE/CE** games only)
- 2) #1 and #2 Phillips screwdrivers
- 3) Extended snubber bracket (supplied)
- 4) **BLUE** Loctite thread locker

Instructions:

1a) **LE/CE:** Using a 5/64" Allen wrench, loosen (do NOT remove) set screw holding pirate and barrel sculpture to spinning pop bumper motor shaft (see picture below, left). Carefully slide sculpture straight up and off of shaft. Using a #1 Phillips screwdriver, remove two screws AND nylon spacers holding spinning motor mount to pop bumper body (see picture below, left center). Leave motor loose inside pop bumper body.





or

1b) **Std:** Using a #1 Phillips screwdriver, remove two screws holding flat plastic to top of pop bumper body.

2) Using a #2 Phillips screwdriver, remove two flathead screws holding pop bumper body to PF surface (see picture below, right center). Use same screwdriver to remove two screws holding existing snubber bracket to PF surface (see picture below, right).

3) Add a small amount of BLUE Loctite thread locker to ends of snubber bracket screws. Install new, extended snubber bracket, using these screws; tighten **FIRMLY**. Peel clear rubber dot (for ball trap prevention) off of old snubber bracket and attach it to top of new, extended bracket.

4) **FIRMLY** reinstall pop bumper body screws, reattach spinning motor bracket and spacers to top of bumper body, then slide pirate and barrel sculpture onto motor shaft. Lift sculpture *slightly* (to avoid binding issues) and firmly tighten set screw. Adjust VUK coil strength in Coil Settings menu, as necessary, to eject ball to left flipper.



1645 Oak Street, Lakewood, New Jersey 08701 Tel: 732-364-9900

For questions or comments, please contact JJP Technical Support: techsupport@jerseyjackpinball.com